

# How to Use The: 2020 Performance Measures (Mets) Report

---

## 1. Select the Site Reports tab



View Audit Log DICOM Upload Edit Enter Data Enter Physics Data Group **Site Reports**

- \_Demographics-Site specific
- 2019 Performance Measures (Mets)
- 2020 CQI VBR and Gold Card Measures (Mets)
- 2020 Performance Measures (Mets)
- 2021 CQI VBR and Gold Card Measures (Mets)
- Clinical - Missing Forms
- Clinical-Data Checker Problems
- OP33
- Physics - Missing Data
- Physics & Clinical RT Start Date Errors

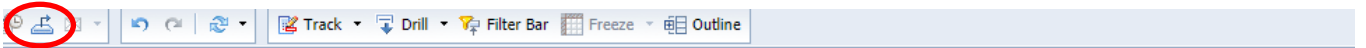
## 2. Right-click on the 2020 Performance Measures (Mets) and open the report in a new tab or window.



View Audit Log DICOM Upload Edit Enter Data Enter Physics Data Group Site Reports

- \_Demographics-Site specific
- 2019 Performance Measures (Mets)
- 2020 CQI VBR and Gold Card Measures (Mets)
- 2020 Performance Measures (Mets) ←
- 2021 CQI VBR and Gold Card Measures (Mets)
- Clinical - Missing Forms
- Clinical-Data Checker Problems
- OP33
- Physics - Missing Data
- Physics & Clinical RT Start Date Errors

### 3. Export the report into Excel—select export and choose Excel as the file type

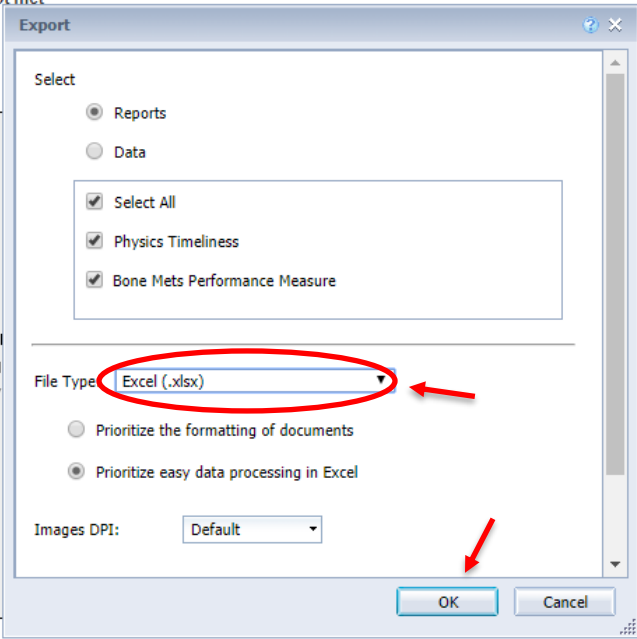
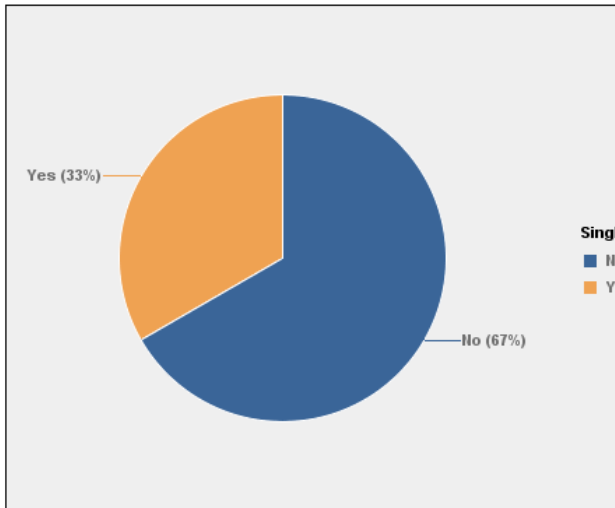


Data up to date as of	RT End Date - Begin	RT End Date - End
1/9/20	3/15/19	9/24/19

#### Single fraction treatment of uncomplicate

Measure	Threshold	Percentage Met	
Rate of single fraction treatment of uncomplicated bone metastasis	>20%	33	22663
			22818

If "Percentage Met" cell is highlighted in green - it indicates the measure is met  
If "Percentage Met" cell is highlighted in red - it indicates the measure is not met



Export

Select

- Reports
- Data

Select All

Physics Timeliness

Bone Mets Performance Measure

File Type: **Excel (.xlsx)**

Prioritize the formatting of documents

Prioritize easy data processing in Excel

Images DPI: Default

OK Cancel

- Each measure can be reviewed by clicking on the specific tab at the bottom of the report. (In the figure below Bone Mets Performance Measure is displayed).

The date ranges can be customized by changing: a) Performance Year- to All values and b) RT-dates in the calendar view (RT End Date-Begin and RT end Date-End).

**Customize Date Range**

**Performance Year**

- All values
- Performance Year 2019

Measure	Threshold	Percentage Met
Rate of single fraction treatment of uncomplicated bone metastasis	>20%	50

If "Percentage Met" cell is highlighted in green - it indicates the measure is met  
 If "Percentage Met" cell is highlighted in red - it indicates the measure is not met

**Single Fraction**

- No
- Yes

Yes (50%) No (50%)

Physics Timeliness **Bone Mets Performance Measure**

- The stats for the total number of patients for any measure can be found by hovering over the pie chart. (Example for Bone Mets Performance Measure -> Count Nid = 1 shows the number of cases in which the measure is met)

**Single fraction treatment of uncomplicated bone metastasis**

Data up to date as of: 1/9/20  
 RT End Date - Begin: 8/9/19  
 RT End Date - End: 9/24/19

Measure	Threshold	Percentage Met
Rate of single fraction treatment of uncomplicated bone metastasis	>20%	50

If "Percentage Met" cell is highlighted in green - it indicates the measure is met  
 If "Percentage Met" cell is highlighted in red - it indicates the measure is not met

**Single Fraction**

- No (50%)
- Yes (50%)

single\_frac\_course\_txt = Yes  
 sum\_all\_cases = 1 (50%)

Physics Timeliness | Bone Mets Performance Measure

**Report Information/ Tips**

- ✓ Report is refreshed every night
- ✓ To clear errors related to the bone mets performance measure, please email [support@mroqc.org](mailto:support@mroqc.org)
- ✓ The email should include the patient's MROQC ID, the error to clear and the reason why.