

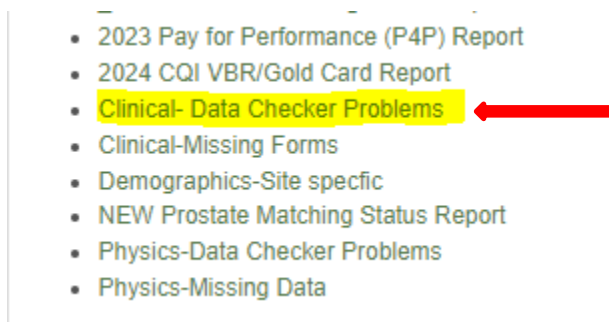
## How to Use The: Prostate Data Checker Problems Report

---

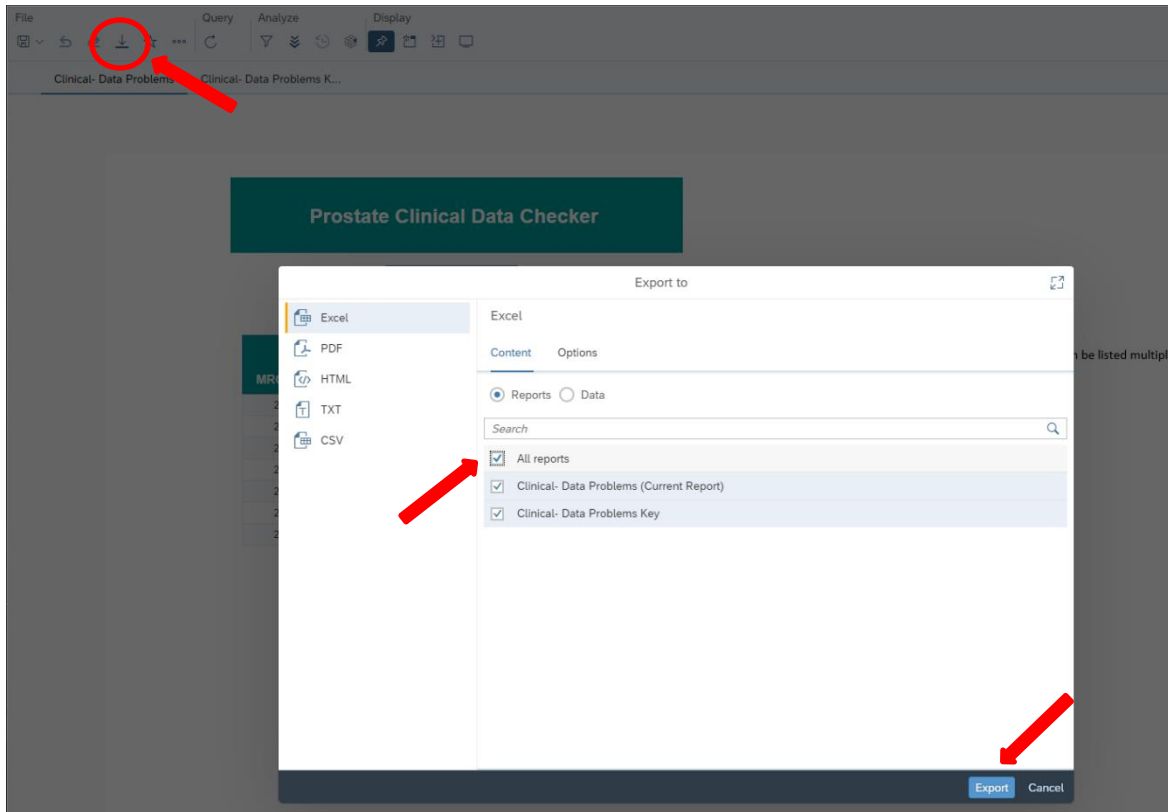
### 1. Select the Facility Reports tab



### 2. Right-click on the Clinical-Data Checker Problems Report and open the report in a new tab or window.



### 3. Export the report into Excel—select export document, Excel and select All reports to export.



4. The clinical data problems tab will display patients with errors on submitted forms. Each error number is explained on the data problems key.

**Prostate Clinical Data Checker**

Data up to date as of  
1/30/24

MROQC ID	Rt End Date	Form Submission Date	Data Probs
	9/8/21	7/26/21	SE1: 53
	3/18/22	9/20/21	SE1: 47, 48, 49
	1/13/23	12/16/22	P3: 6
	2/3/23	12/16/22	P3: 6
	4/27/23	3/31/23	P3: 4

**Notes:**

- Since each patient can have more than 1 P6 form, patients can be listed multiple times on this report
- Problems are labeled by the form that they originate from
- Example:  
 P3: 3, 15  
 Form      List of errors from that form

5. Select the data problems key tab to display the complete listing of possible errors.

## Prostate Clinical Data Checker Key

Problem #	Problem Description
1	Please answer Question 3a on the P3 form
2	Please answer Question 3b on the P3 form
3	Please submit the Question 3b 'Intended neoadjuvant duration (months)' on the P3 form
4	Please submit the Question 3b 'Intended TOTAL duration of ALL ADT (months)' on the P3 form
5	Please answer Question 7b on the P3 form
6	Please answer Question 9b on the P3 form
7	Please answer Question 10 on the P3 form
8	Please answer Question 12 on the P3 form
9	Please review the review date on the P6 form. The current date is before the patient's treatment end date reported on the physics survey

6. Each number corresponds with a specific data error.

## Prostate Clinical Data Checker Key

Problem #	Problem Description
1	Please answer Question 3a on the P3 form
2	Please answer Question 3b on the P3 form
3	Please submit the Question 3b 'Intended neoadjuvant duration (months)' on the P3 form
4	Please submit the Question 3b 'Intended TOTAL duration of ALL ADT (months)' on the P3 form
5	Please answer Question 7b on the P3 form
6	Please answer Question 9b on the P3 form

7. For repeating forms like P5/P6, patients can be listed multiple times on this report, and you must see the submission date to correct the right P5/P6 form.

*In the example below the same patient has two submissions of the P6.*

- *On the P6 with a submission date of 10/6/22, the CDA will need to correct errors 10 and 12.*
- *On the P6 with a submission date of 11/3/22, the CDA will need to correct only error 10.*

# Prostate Clinical Data Checker

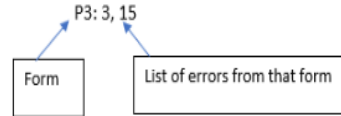
Data up to date as of

6/22/23

MROQC ID	Rt End Date	Form Submission Date	Data Probs
		1/26/21	P3: 3
		9/10/21	P3: 1, 2
		11/12/21	P3: 8
		11/4/21	P3: 8
		10/6/22	P6: 10, 12
		11/3/22	P6: 10
		2/23/23	P6: 12, 16

## Notes:

- Since each patient can have more than 1 P6 form, patients can be listed multiple times on this report
- Problems are labeled by the form that they originate from
- Example:



## Report Information/ Tips

- ✓ Report is refreshed every night
- ✓ Report list problems with specific data points
- ✓ Doesn't include missing forms
- ✓ Print data problems key for easy reference
- ✓ To clear errors, please email [support@mroqc.org](mailto:support@mroqc.org) . The email should include the patient's MROQC ID, the error to clear and the reason why.
- ✓ **Run report at least once per week.**