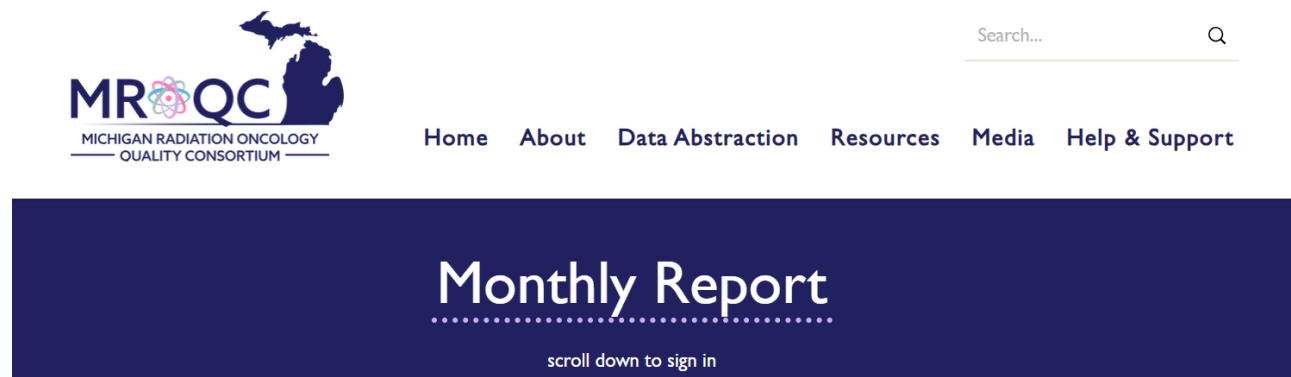


User Guide for Viewing Monthly Facility Report on the MROQC Website

Link to access report: <https://www.mroqc.org/monthly-report>

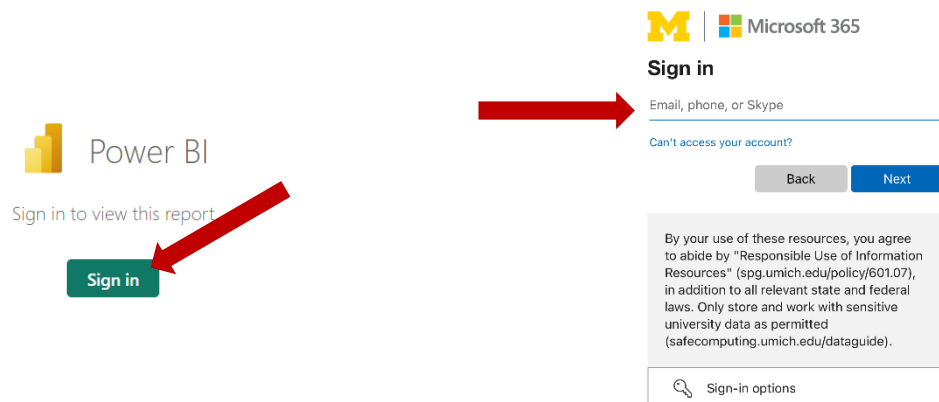
The link will take you to the monthly report page where you will have to scroll down to log in to PowerBI through Microsoft365



Page will appear blank, make sure to scroll down to find the sign in button



Click the link to sign in through Microsoft using your hospital affiliated email which you use to sign into the MROQC database (i.e. @umich.edu, @mclaren.org, @UMHSparrow.org etc.) **If you are asked to start a free trial through PowerBI, follow the prompts to do so. You will not be required to pay anything.**



Viewing your report (Enrollment Page)

CW will be auto selected, make sure to select your facility, you will not see data until you do so

Use the buttons to navigate between pages of the report

Your MROQC facility name will appear here

2024 Performance Measure Compliance Report for Facility [Facility Name] 

RT end dates between 1/1/2024 - 9/30/2024
Data current as of 7/1/24

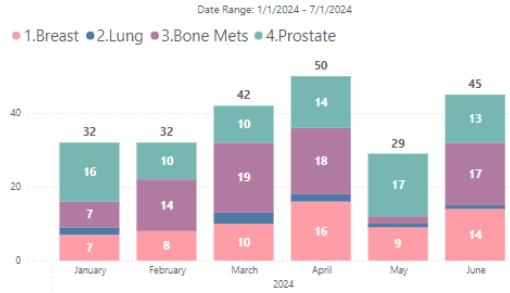
Select Your Facility: CW

Enrollment | Performance Measure Compliance | Metric 1 | Metric 2

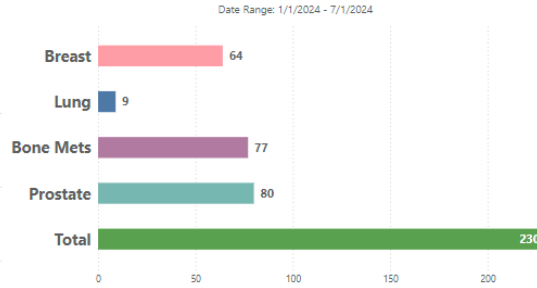
Measure Name	Target Threshold	Numerator / Denominator	Percent Met	Target Met Indication
1 Node-positive breast: contouring, naming, and dose reported	70%	(7/7)	100%	✓
2 Esophageal dose for lung patients	65%	(3/5)	60%	✗
3 Paddick Conformity Index for lung SBRT	80%	(2/2)	100%	✓
4 Rate of single fraction treatment of uncomplicated Bone Metastasis (Facility SA)	45%	(4/6)	67%	✓
5 Rate of single fraction treatment of uncomplicated Bone Metastasis (CONSORTIUM)	45%	(39/82)	48%	✓
6 Rate of ≤5 fraction treatment for all Bone Metastasis patients	75%	(62/86)	72%	✗
7 Use of standardized constraints for Bone Metastasis SBRT	80%	(56/57)	98%	✓
8 Rate of High-Value RT for all Intermediate Risk Prostate patients	70%	(17/17)	100%	✓
9 Completion of 12-month follow-up form (P6)	60%	(19/19)	100%	✓
10 +Patients who were counseled on quitting smoking	80%	(4/4)	100%	✓

-Breast, Lung, or Prostate patients who are current smokers and were counseled to quit. Associated Incentive Program: CQI VBR

2024 Enrollment by Month



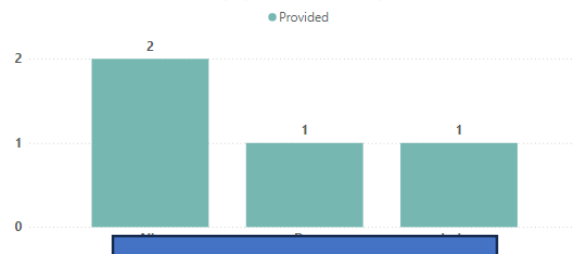
2024 Overall Enrollment Numbers



Tobacco Cessation Counseling



Counseling provided by Provider



Performance Measure Dashboard

Initial page shows match rates for matching facilities. If your facility is not a matching facility and uses the P7, navigate to the P7 matching page by clicking on the "P7 Sites Page" button

2024 Performance Measure Compliance & Enrollment for Facility

RT end dates between 1/1/2024 - 9/30/2024

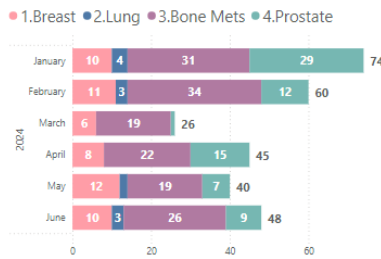


- Enrollment
- Performance Measure Compliance
- Metric 1
- Metric 2

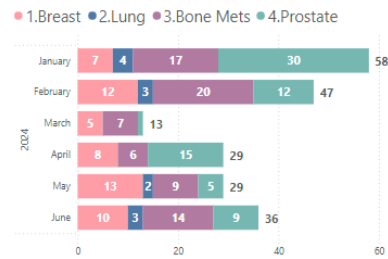
2024 Physics Data Upload Volumes

Project	DICOM Year to Date	Physics Forms Year to Date
1.Breast	55	57
2.Lung	12	12
3.Bone Mets	73	151
4.Prostate	72	73
Total	212	293

Physics Form Uploads



DICOM Uploads

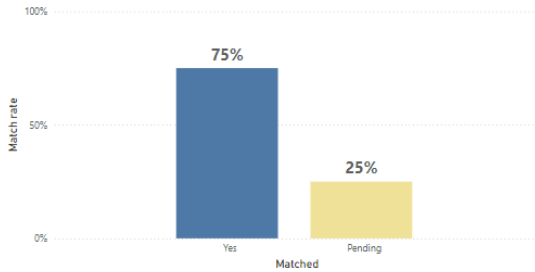


Navigate to P7 matching page

Facilities utilizing the P7 Form, Please click here. [P7 Sites Page](#)

Match Rate 2024

Patients enrolled <26 weeks ago without a MUSIC match will be counted as "Pending Match". After 26 weeks from enrollment, if they still have not matched with MUSIC, status will change to "No".



Recently Matched Patients Missing PRTD

Patients who have a matching date with MUSIC >6 weeks ago and are missing PRTD

Weeks Since Match	Match Date	MROQC ID
6.7	5/15/2024	
6.8	5/14/2024	
6.8	5/14/2024	
7.7	5/8/2024	
9.8	4/23/2024	
10.6	4/17/2024	

2024 TG263 Compliance

Cancer	Compliant Cases	Total Cases	Percent Compliant
Bone Mets	45	53	85%
Breast	46	47	98%
Prostate	43	43	100%
Lung	9	9	100%
Total	143	152	

TG263 Non-Compliant Cases

Cancer	MROQC ID
Bone Mets	
Bone Mets	
Bone Mets	
Bone Mets	
Bone Mets	
Bone Mets	
Bone Mets	
Bone Mets	
Bone Mets	
Breast	

Performance Measure P7 Matching Page (Use arrow button to return to main page)

2024 Performance Measure Compliance & Enrollment for Facility

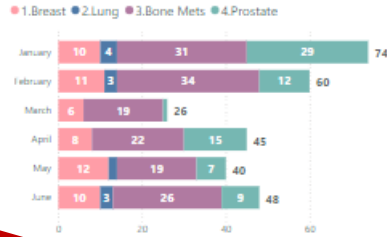
RT end dates between 1/1/2024 - 9/30/2024



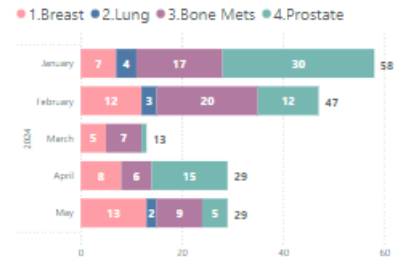
2024 Physics Data Upload Volumes

Cancer	DICOM Year to Date	Physics Forms Year to Date
1.Breast	55	57
2.Lung	12	12
3.Bone Mets	73	151
4.Prostate	72	73
Total	212	293

Physics Form Uploads

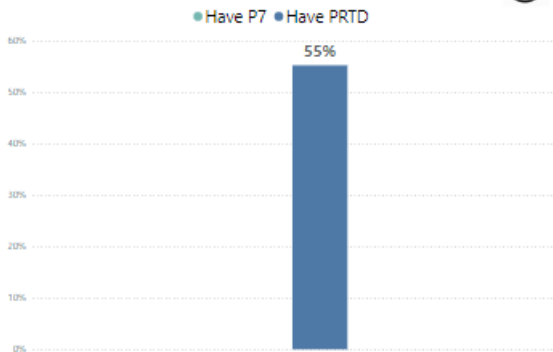


DICOM Uploads



Navigate back to main page

Rates of Completion (PRTD, P7)



Recently Enrolled Patients with Missing PRTD

Weeks since Enroll	Enroll Date	MROQC ID

2024 TG263 Compliance

Cancer	Compliant Cases	Total Cases	Percent Compliant
Bone Mets	45	53	85%
Breast	46	47	98%
Lung	9	9	100%
Prostate	43	43	100%
Total	143	152	

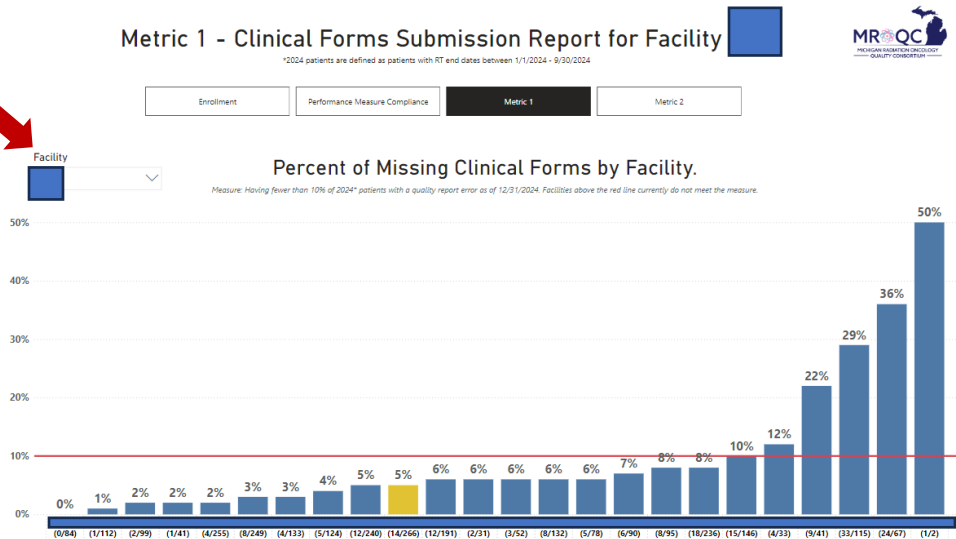
TG263 Non-Compliant Cases

Cancer	MROQC ID
Breast	
Bone Mets	
Bone Mets	
Bone Mets	
Bone Mets	
Bone Mets	
Bone Mets	
Bone Mets	
Bone Mets	
Bone Mets	
Lung	
Prostate	

Metric 1 Page

Make sure the facility filter is selected and your facility bar is highlighted in yellow on the graph.

Make sure your facility is selected



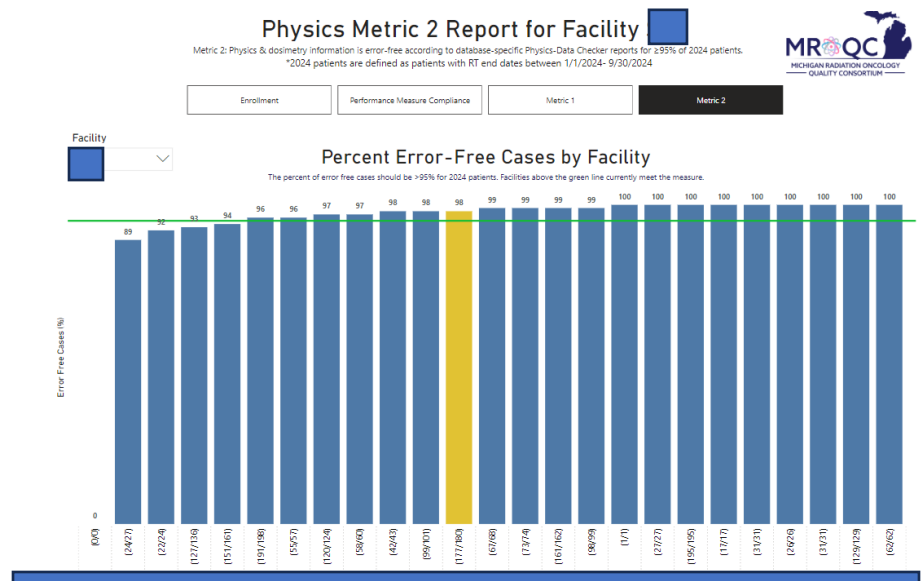
Patients missing at least 1 Clinical Form

Project	Patients
Bone Mets	[Bar]
Lung	[Bar]
Prostate	[Bar]

How to Improve your score

Clear errors on the missing forms reports for baseline, on-treatment, and end-of-treatment forms for all projects. You have until **1/23/25** to clear errors for 2024 patients.

Metric 2 Page



Patients with Data Checker Report Error(s)

Cancer	Patients with errors
Breast	[Bar]
Mets	[Bar]

How to improve your score

Clear errors on the Physics-Data Checker reports. You have until **1/23/25** to clear errors for 2024 patients.

Feedback: Please provide any and all feedback through this survey
https://umich.qualtrics.com/jfe/form/SV_d5B7qBPpF2XOvCm or by emailing us directly at
(annekah@med.umich.edu, vinnub@med.umich.edu, egtrump@med.umich.edu)